

2.0 GIB® PRODUCT RANGE

Because of the volume of information it is not feasible to include all the GIB® systems publications in the GIB® Site Guide.

If you are installing any of the following GIB® Systems it is important that you obtain a copy of the relevant publication.

These can be accessed by:

- Downloading from gib.co.nz
- Download the GIB® App available from the App or Google Play Stores
- Contacting the GIB® Helpline on 0800 100 442
- Or from most GIB® stockists

2.1 GIB® SYSTEM MANUALS




GIB EzyBrace® Systems

The GIB EzyBrace® Systems literature provides a guide to wall bracing of buildings constructed in accordance with NZS 3604:2011.



GIB Noise Control® Systems

GIB Noise Control® Systems provide the detail necessary to specify and install elements that will deliver noise control solutions for intertenancy and sub intertenancy requirements.



GIB Aqualine® Wet Area Systems

GIB Aqualine® with its water resistant core containing special polymers helps protect against damage to linings caused by moisture ingress.

The GIB Aqualine® Wet Area Systems literature provides full specification and installation details.



GIB® Fire Rated Systems

GIB® Fire Rated Systems literature has been compiled to make it easy to specify passive fire protection systems that will form part of a complete fire design.


Scan to view GIB® technical manuals





GIB® Tough Systems

GIB® Tough Systems provides information on reducing the effects of impact damage to walls.




GIB X-Block® Radiation Shielding Systems

GIB X-Block® is a specialist plasterboard and jointing system to provide protection from X-ray radiation in medical facilities, dental clinics and veterinary practices.



GIB® Intertenancy Barrier Systems

Intended for multi-unit residential homes designed within the scope of NZS3604:2011, the GIB® Intertenancy Barrier System for Terrace Homes provides peace of mind, delivering fire, noise and security performance.




GIB® Rondo® Systems

GIB® Rondo® Metal Batten Systems are a simple way to ensure that you get a straight and true ceiling every time.



GIB Weatherline® Rigid Air Barrier Systems

GIB Weatherline® systems function as an air barrier and effective secondary line of defence against water penetration into the building interior.



GIB Curveline®

GIB Curveline® allows the creation of tightly curved walls. Also includes guidance for curving other GIB® plasterboards.

2.2 GIB® PLASTERBOARD RANGE

TE/TE – Both edges tapered. TE/SE – 1 tapered, 1 square edge, SE/SE – Both edges square.

Shaded box indicates availability

GIB® Standard

GIB® Standard is an economical lining material available in 10mm and 13mm thicknesses.

GIB Wideline® – 1350mm wide GIB® Standard is ideal for horizontal fixing for wall heights above 2.4m



	Thickness (mm)	Sheet Width (mm)	2400	2700	3000	3300	3600	4200	4800	6000	Max. kg/m ²
TE/TE	10	1200									7.0
TE/TE	13	1200									9.0
TE/SE	10	1200									7.0
GIB Wideline® TE/SE	10	1350									7.0
GIB Wideline® TE/SE	13	1350									9.0
GIB® Patch Board	10	1200 x 590									7.0

GIB Braceline® / GIB Noiseline®

GIB Braceline® / GIB Noiseline® is a dual purpose board that provides high level bracing performance when used in GIB® Bracing Systems and helps reduce noise transmission through walls and ceilings. Refer to GIB Noise Control® Systems literature for noise control installation requirements.



	Thickness (mm)	Sheet Width (mm)	2400	2700	3000	3300	3600	4200	4800	6000	Max. kg/m ²
TE/TE	10	1200									9.3
TE/TE	13	1200									12.5
TE/SE	10	1200									9.3
TE/SE	10	1350									9.3

GIB Aqualine®


GIB Aqualine® has a water resistant core to help prevent moisture penetration. Refer to the installation section or GIB Aqualine® Wet Area Systems literature for installation requirements.



	Thickness (mm)	Sheet Width (mm)	2400	2700	3000	3300	3600	4200	4800	6000	Max. kg/m ²
TE/TE	10	1200									8.0
TE/TE	13	1200									11.5
TE/SE	10	1200									8.0
TE/SE	10	1350									8.0

GIB Ultraline®

GIB Ultraline® features a modified core for enhanced density and rigidity. Its Pearlcoat coated paper provides an enhanced surface appearance for high visibility areas.



	Thickness (mm)	Sheet Width (mm)	2400	2700	3000	3300	3600	4200	4800	6000	Max. kg/m ²
TE/TE	10	1200									7.5
TE/TE	13	1200									9.4
TE/SE	10	1200									7.5

GIB Fyreline®

GIB Fyreline® has a high density modified core which resists exposure to fire longer than standard plasterboard. Refer to GIB® Fire Rated Systems literature for installation requirements.



	Thickness (mm)	Sheet Width (mm)	2400	2700	3000	3300	3600	4200	4800	6000	Max. kg/m ²
TE/TE	10	1200									7.5
TE/TE	13	1200									11.5
TE/TE	16	1200									15.3
TE/TE	19	1200									16.9

GIB Toughline®

GIB Toughline® is a high density, fibreglass mesh embedded plasterboard for added resistance to impact damage. Refer to GIB® Tough Systems literature for installation requirements.



	Thickness (mm)	Sheet Width (mm)	2400	2700	3000	3300	3600	4200	4800	6000	Max. kg/m ²
TE/TE	13	1200									11.9

GIB Toughline® Aqua

GIB Toughline® Aqua is a multi-performance plasterboard with multiple attributes including noise attenuation, impact, water, fire and bracing resistance. See the appropriate system literature for installation requirements.



	Thickness (mm)	Sheet Width (mm)	2400	2700	3000	3300	3600	4200	4800	6000	Max. kg/m ²
TE/TE	13	1200									11.9

GIB Barrierline®

GIB Barrierline® plasterboard is a key component in the GIB® Intertenancy Barrier system. Refer to GIB® Intertenancy Barrier or GIB® Noise Control Systems literature for installation requirements.

	Thickness (mm)	Sheet Width (mm)	2400	2700	3000	3300	3600	4200	4800	6000	Max. kg/m ²
SE/SE	25	600									20.7

GIB Weatherline®

GIB Weatherline® sheets are a key component in GIB Weatherline® Rigid Air Barrier Systems. Refer to GIB Weatherline® systems literature for instruction requirements.

	Thickness (mm)	Sheet Width (mm)	2400	2450	2700	2750	3000	3300	3600	4200	Max. kg/m ²
SE/SE	10	1200									9.0
SE/SE	13	1200									11.5

GIB X-Block®

GIB X-Block® plasterboard provides protection from X-ray radiation. Refer to GIB X-Block® Systems literature for installation requirements.

	Thickness (mm)	Sheet Width (mm)	2400	2700	3000	3300	3600	4200	4800	6000	Max. kg/m ²
TE/TE	13	1200									18.3

GIB Curveline®

GIB Curveline® allows the creation of tightly curved walls. Refer to GIB Curveline Systems literature for installation requirements.

	Thickness (mm)	Sheet Width (mm)	2400	2700	3000	3300	3600	4200	4800	6000	Max. kg/m ²
TE/TE	6.5	1200									5.7

GIB® Plasterboard Sheet Coverage

Sheet width	1200	1200	1200	1200	1200	1200	1200	1200	1200	1200	1350	1350	1350	1350
Sheet length	2400	2450	2700	2750	3000	3300	3600	4200	4800	6000	2400	3600	4800	6000
Sheet area m²	2.88	2.94	3.24	3.30	3.60	3.96	4.32	5.04	5.76	7.20	3.24	4.86	6.48	8.10

Scan to view GIB® plasterboard range



2.3 GIB® PLASTERBOARD ALTERNATIVES

With the wide range of plasterboard types there are occasionally some overlaps in functionality. A tick ✓ indicates that the board can perform the same function as that of the original board.
For situations not covered below contact the GIB® Helpline on 0800 100 442.

		Proposed Alternative							
		GIB® Standard	GIB Fyreline®	GIB Braceline® GIB Noiseline®	GIB Aqualine®	GIB Ultraline®	GIB Toughline®	GIB Toughline® Aqua	GIB Weatherline®
Original 10mm Board		10mm	10mm	10mm	10mm	10mm	-	-	10mm
GIB® Standard	10mm		✓	✓	✓	✓			
GIB Fyreline®	10mm	✓ 13mm only		✓	✓	✓			
GIB Braceline®/ GIB Noiseline®	10mm		✓ 13mm or thicker Notes 1 and 2		✓ Notes 2 and 3				
GIB Aqualine®	10mm								✓
GIB Ultraline®	10mm								

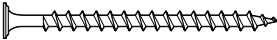
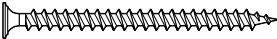
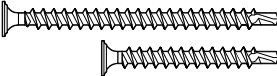
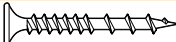
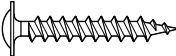


Original 13mm Board		13mm	13mm	13mm	13mm	13mm	13mm	13mm	13mm
GIB® Standard	13mm		✓	✓	✓	✓	✓	✓	
GIB Fyreline®	13mm			✓	✓		✓	✓	
GIB Braceline®/ GIB Noiseline®	13mm		✓ Notes 1 and 3		✓ Notes 2 and 3		✓ Note 3	✓ Note 3	
GIB Aqualine®	13mm							✓ Note 5	
GIB Ultraline®	13mm								
GIB Toughline®	13mm							✓	

Note 1: Fastener type and length must be as specified for the relevant FRR system at 100mm centres to the perimeter of the element. The bracing element must be 900mm or greater. Corner fastening pattern applies.
 Note 2: Fasteners at 100mm centres to the perimeter of the element. The bracing element must be 900mm or greater. Corner fastening pattern applies.
 Note 3: The bracing function can be met but noise control will be reduced.
 Note 4: If stopping and painting of GIB Weatherline® is anticipated refer to the GIB Weatherline® technical literature for more information.
 Note 5: This alternative applies to wet area applications. 13mm GIB Weatherline® is not a direct substitute for 13mm GIB Fyreline® in fire-rated applications.

Weatherline has some cross-function capabilities but as it requires other components it may require a "system change". Check with the GIB® Helpline for more information.

2.4 GIB® FASTENERS



GIB® Grabber® Screws		Size	Qty/SKU	Qty/SKU	
Plasterboard to Timber – High Thread					
Loose	25mm x 6g	200 / 13950	1000 / 13955		
	32mm x 6g	200 / 13951	1000 / 13956		
	41mm x 6g	200 / 13952	1000 / 13957		
	51mm x 7g	100 / 14749	-		
	57mm x 7g	100 / 14743	-		
Collated	25mm x 6g	1000 / 13963	-		
	32mm x 6g	1000 / 13964	-		
	41mm x 6g	1000 / 13965	-		
	51mm x 7g	800 / 13966	-		
Plasterboard to Steel – Fine Thread, Self Tapping					
Loose	25mm x 6g	200 / 13941	1000 / 13947		
	32mm x 6g	200 / 13942	1000 / 13948		
	41mm x 6g	200 / 13943	1000 / 13949		
	51mm x 7g	100 / 14750	-		
	63mm x 8g	100 / 14744	-		
	76mm x 8g	100 / 14740	-		
Collated	25mm x 6g	1000 / 13960	-		
	32mm x 6g	1000 / 13961	-		
	41mm x 6g	1000 / 13962	-		
Plasterboard to Heavy Gauge Steel					
Collated	32mm x 8g	1000 / 15756	-		
	47mm x 8g	800 / 15757	-		
Plasterboard to Timber/Steel GIB® Grabber® Dual Thread					
Collated	32mm x 7g	1000 / 15491	-		
Metal to Timber – Wafer Head, Self Tapping					
Loose	32mm x 8g	200 / 14741	1000 / 14742		
Laminating Metal to Metal - Pancake Head Drill Tip					
Loose	13mm x 8g	500 / 15212	-		
Laminating Plasterboard to Plasterboard					
Loose	38mm x 10g	200 / 15758	-		

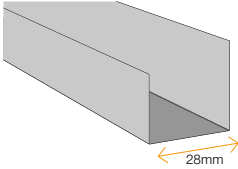
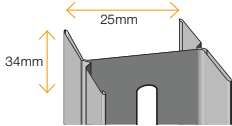
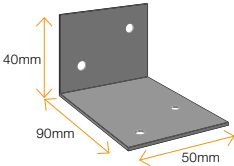
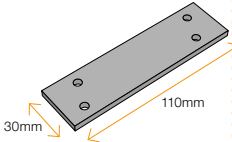
GIB® Fastenings coverage

Screws	Approx. 800 per 100m² plasterboard
--------	------------------------------------

Note: Refer to p.17 for the GIB Weatherline® screw range.

Scan to view
GIB® fastener
range






GIB Barrierline® Components					
Product	Use	Size (mm)	GIB® SKU	Suggested Qty per GIB Barrierline® Sheet	Image
GIB® Rondo® 140 Perimeter Channel	Supports GIB Barrierline® at sheet top and bottom and wall ends	3000	14936	0.5	
GIB® H-Stud	Supports GIB Barrierline® at vertical joints	3000	15618	1	
GIB® Wall Clip	Provides lateral support to the GIB® H-Studs	40 x 90 x 50	15619	2	
GIB® Wall Strap	Provides lateral support to the GIB® Rondo® 140 Perimeter Channel	110 x 30	15664	0.5	
Exterior Fire Acoustic Sealant	Sealant to one side of GIB® Rondo® 140 Perimeter Channel and floor slab		Suitable supplier	N/A	



2.6 GIB WEATHERLINE® COMPONENTS



GIB Weatherline® Components			
Tape	Size	GIB® SKU	Image
GIB® Flashing Tape	30mm x 30m	15776	
	60mm x 30m	15742	
	100mm x 30m	15743	
	150mm x 30m	15744	
	200mm x 30m	15745	
GIB® Sill Tape	150mm x 20m	15746	
	200mm x 20m	15747	

GIB Weatherline® Components					
Screw	Size	Qty	Framing Type	GIB® SKU	Image
Ceramic Coated High Thread Screw	41mm x 6g	Collated, 1000 per box	Timber	15741	
	63mm x 8g	Loose, 500 per box	Timber	15881	
Ceramic Coated Drill Point Screw	32mm x 8g	Collated, 1000 per box	Steel	15777	
	47mm x 8g	Collated, 800 per box	Steel	15882	

Scan to view GIB Weatherline® range



2.7 GIB® RONDO® METAL BATTEN CEILING SYSTEM

GIB® Rondo® Metal Batten Systems* provide a flat, stable ceiling substrate.

Vertically aligned components are compatible.

The long clips 313 and 394 will provide approx. 100mm additional drop below ceiling framing.

GIB® RONDO® 310	308 SYSTEM	129 SYSTEM
310 Batten SKU 12639 / 3.6m SKU 12640 / 4.8m SKU 12641 / 6.0m 	308 Batten SKU 14918 / 3.6m SKU 14919 / 4.8m SKU 14920 / 6.0m 	129 Batten SKU 14915 / 3.6m SKU 14916 / 4.8m SKU 14917 / 6.0m 
311D Clip SKU 12711 Adjustment range 2-30mm 	226 Clip SKU 14903 Adjustment range 2-30mm 	
313 Long Clip SKU 14907 Adjustment range 2-130mm 	394 Long Clip SKU 14909 Adjustment range 2-130mm 	
A311 GIB Quiet Clip® SKU 14209 Adjustment range 2-30mm Rubber Grommets 	STWC Acoustic Clip SKU 14984 Resilient mount. Direct fix to wall or ceiling. Accepts 129 or 308 batten. Also referred to as ST001. 	
312 Jointer SKU 12643 	138 Jointer SKU 14924 	
340 Perimeter Channel SKU 12642 / 3.0m 	142 Perimeter Channel SKU 14937 	140 Perimeter Channel SKU 14936 
NZ18 Perimeter Angle SKU 12645 / 3.0m Can also be used for internal corners in tiled shower situations. *NZ18 & GIBFix® angle compatible with all ceiling battens. 	GIBFix® Angle SKU 15662 / 2.4m SKU 15663 / 2.7m 	

*Note: GIB® Rondo® components are referred to elsewhere throughout this publication by product numbers rather than including the full GIB® Rondo® name e.g. GIB® Rondo® 310 Batten referred to as 310 batten.

SUSPENDED CEILING ACCESSORIES

547 Clip SKU 14935

Fix vertically.
5mm galv. rod (121) is fitted by squeezing the two lugs of the 547 clip. Easily adjustable for height.



139 Clip SKU 14925

Clicks into TCR at spacings to suit the ceiling lining, i.e. 450mm for 10mm plasterboard and 600mm for 13mm plasterboard.
Connects to 308 or 129 batten.



534 Clip SKU 14934

5mm galv. rod (121) is fitted by squeezing the two lugs of the 534 clip. Easily adjustable for height.



BETAGRIP Clip SKU 14914

For direct fixing to concrete walls or ceilings. Approx 25mm adjustment for height in 5mm increments.
Accepts 129 batten in all slots and 308 batten in upper 2 slots.
Previously known as BETAFIX CLIP.



121 Rod SKU 14931 / 3.6m

5mm galv. rod for use with 547, 534, 2534, 8167 clips.



STSU Clip SKU 14983

Ceiling resilient mount.
Fits into 127 or 128 TCR.
Accepts either 129 or 308 battens.



2534 Clip SKU 14930

Friction fitted to 121 rod.
Connects to TCR 127 & 128.



167 Clip SKU 14929

Side mount clip - low profile alternative for 2534 clip.
Connects 127 TCR to 5mm rod.
Provides height adjustment.
Only suitable for single layer systems.



127 TCR - 25mm

SKU 14921 / 3.6m
SKU 14922 / 4.8m

Top Cross Rail (TCR). Also called strongback, works with 2534 clip.



128 TCR - 38mm

SKU 14923 / 4.8m

Top Cross Rail (TCR). Also called a strongback. Works with 2534 clip.



A239 Clip - SKU 14911 / 100mm Rod A239 Clip - SKU 14913 / 180mm Rod 237 Clip - SKU 14904 Clip only

For direct fixing to concrete walls or ceilings.
Accepts 129 or 308 Batten.



MISCELLANEOUS COMPONENTRY

BMCL Clip SKU 15007

Provides plasterboard fixing to structural steel framing (max 10mm) in conjunction with 140 Perimeter channel.



GIB RAIL®

SKU 11164 / 3.0m

Fix directly to studs as per GIB® Noise Control system literature.

16mm (h) x 60mm (w)

Back of plasterboard will sit 13mm from framing.



*Note: GIB® Rondo® components are referred to elsewhere throughout this publication by product numbers rather than including the full GIB® Rondo® name e.g. GIB® Rondo® 310 Batten referred to as 310 batten.

Scan to view GIB® Rondo® range



2.8 GIB® ADHESIVES AND SEALANTS

GIBFix® All-Bond

Solvent based adhesive suitable for most surfaces except polystyrene (Minimum application temperature is 5°C).



375ml Cartridge. SKU 13996
600ml Sausage. SKU 14478

GIBFix One®

Acrylic based adhesive with an ultra low VOC content. Compatible with timber/steel framing (Minimum application temperature is 10°C).



375ml Cartridge. SKU 15037
600ml Sausage. SKU 15041
4 litre Pail. SKU 15038

GIB Fire Soundseal®

Multi use acoustic sealant that resists the passage of smoke and fire.



375ml Cartridge. SKU 15759
600ml Sausage. SKU 15760

GIB® Gapfiller

Multipurpose acrylic gapfiller with an ultra low VOC content. Paintable



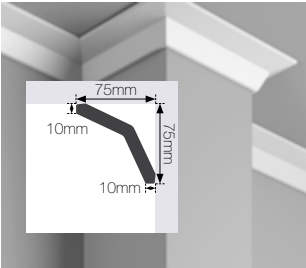
300ml Cartridge. SKU 15039

GIB® Adhesive Coverage		GIB Fire Soundseal® Coverage		
		Bead Size	375ml Cartridge	600ml Sausage
375ml cartridge	17m ² plasterboard	10mm x 10mm	3.75 lineal metres	6.0 lineal metres
600ml sausage	28m ² plasterboard	10mm x 5mm	7.5 lineal metres	12.0 lineal metres
4 litre pail	170m ² plasterboard			

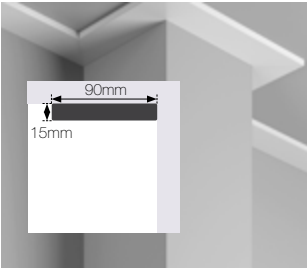
2.9 GIB-COVE®

All profiles available in 3.6m lengths.

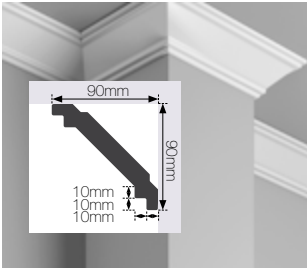
Mezzo/SKU 15686



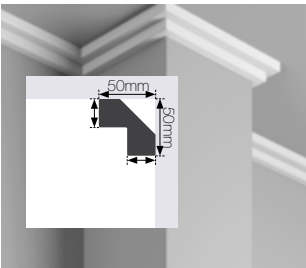
Tenor/SKU 15688



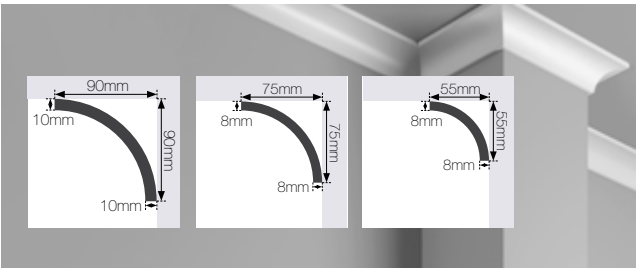
Basso/SKU 15687



Alto/SKU14485



Classic 90mm/SKU 11333, 75mm/SKU 13701, 55mm /SKU 12314



2.10 GIB® COMPOUNDS

Compounds fall into two general categories, setting compounds and air drying compounds.

Air Drying Compounds

- Ready to use materials
- Easy to sand producing a smooth finish
- Harden as they dry. Drying can be slow if applied thick and in poor drying conditions

Setting Compounds

- Harden and set by chemical reaction with water
- Supplied in powder form and mixed with clean water to the correct consistency
- The working time is controlled during manufacture so that compound sets and goes hard after a specified time
- Must not be mixed with other compounds
- Must not be applied over air drying materials

Setting Compounds

GIB Tradeset®



- Ideal for bedding tape
- Machine tool compatible
- Variety of working times available

Product Size	5kg*, 20kg Bag
Working/Set Times (mins)	20, 45, 90 & 150**

Base Coat	✓
Second Coat	✓
Finishing Coat	✗
Suitable for GIB-Cove®	✗
Compound Type	Setting
Scraping	Easy

GIB MaxSet®



- Mechanically strong
- Strong tape adhesion
- Sets hard for faster jointing
- Maximum coverage with low shrinkage

Product Size	20kg Bag
Working/Set Times (mins)	90

Base Coat	✓
Second Coat	✓
Finishing Coat	✗
Suitable for GIB-Cove®	✗
Compound Type	Setting
Scraping	Only while 'green'

GIB Lite Blue®



- Easy to sand
- Machine and hand tool application
- Low shrinkage

Product Size	17.5kg Bag
Working/Set Times (mins)	90

Base Coat	✗
Second Coat	✓
Finishing Coat	✗
Suitable for GIB-Cove®	✗
Compound Type	Setting
Sanding	Easy

GIB LiteSet®



- Very easy to sand

Product Size	18kg Bag
Working/Set Times (mins)	90

Base Coat	✓
Second Coat	✓
Finishing Coat	✗
Suitable for GIB-Cove®	✗
Compound Type	Setting
Sanding	Very easy

*5kg only available in 45min set time

**GIB Tradeset® 150 is only available in 20kg bags

Air Drying Compounds

GIB Trade Finish® Heavy Weight



- Heavy weight, suitable for machine sanding
- Cool weather application
- Super slick to trowel or apply with box
- Full body trowelling
- Ideal for filling or covering uneven surfaces

Product Size	15L Pail	Compound Type	Air Drying Ready Mix
Working/Set Times (mins)	-	Sanding	Hard

Base Coat	✗
Second Coat	✗
Finishing Coat	✓
Suitable for GIB-Cove®	✗

GIB Trade Finish® Multi



- Medium weight multi purpose
- Super slick to trowel or apply with box
- Yellow tint enables easy identification

Product Size	10L, 15L Pail & 14L Carton	Compound Type	Air Drying Ready Mix
Working/Set Times (mins)	-	Sanding	Moderate

Base Coat	✓
Second Coat	✓
Finishing Coat	✓
Suitable for GIB-Cove®	✗

GIB Trade Finish® Lite



- Easy sanding light weight compound
- Super slick to trowel or apply with box
- Yellow tint enables easy top coat identification

Product Size	15L Pail & 14L Carton	Compound Type	Air Drying Ready Mix
Working/Set Times (mins)	-	Sanding	Easy

Base Coat	✓
Second Coat	✓
Finishing Coat	✓
Suitable for GIB-Cove®	✗

GIB Trade Finish® Extra Lite



- Very easy sanding light weight compound
- Super slick to trowel or apply with box
- Yellow tint enables easy top coat identification
- Warm weather application

Product Size	15L Pail & 14L Carton	Compound Type	Air Drying Ready Mix
Working/Set Times (mins)	-	Sanding	Very Easy

Base Coat	✓
Second Coat	✓
Finishing Coat	✓
Suitable for GIB-Cove®	✗

GIB Plus 4®



- Suitable for all three jointing coats
- Ideal for skim coating
- Excellent adhesion to a variety of substrates

Product Size	4L, 10L & 15L Pails	Compound Type	Air Drying Ready Mix
Working/Set Times (mins)	-	Sanding	Easy

Base Coat	✓
Second Coat	✓
Finishing Coat	✓
Suitable for GIB-Cove®	✗

Note: For guidance on approximate drying times for air drying compounds refer to p.90.

Scan to view GIB® compound range



Repair Compounds

GIB® RediFilla™



- Repair scratches, dents, nail heads and cracks
- Sandable, paintable, low shrinkage, good adhesion
- Ready to use

Product Size

2L & 4L Pails

Working/Set Times (mins)

-

Base Coat

✓

Second Coat

✓

Finishing Coat

✓

Suitable for GIB-Cove®

✗

Compound Type

Air Drying Ready Mix

Sanding

Easy

GIB® TradeFilla™



- Quickly repair and fill holes
- Paintable and doesn't need a finishing coat
- Can apply second coat after 30 minutes if required

Product Size

5kg Bag

Working/Set Times (mins)

10

Base Coat

✓

Second Coat

✓

Finishing Coat

✓

Suitable for GIB-Cove®

✗

Compound Type

Setting

Sanding & Scraping

Moderate

Cove Bond

GIB-Cove® Bond



- Excellent "wet tack"
- Required for back blocking
- Two setting times available

Product Size

5kg* & 20kg Bags

Working/Set Times (mins)

45 & 90

Base Coat

✗

Second Coat

✗

Finishing Coat

✗

Suitable for GIB-Cove®

✓

Compound Type

Setting

Scraping

Hard

Victor® Cornice Bond



- Specifically designed for adhering fibrous plaster products

Product Size

20kg Bag

Working/Set Times (mins)

30

Base Coat

✗

Second Coat

✗

Finishing Coat

✗

Suitable for GIB-Cove® / Fibrous Mouldings

✓

Compound Type

Setting

Scraping

Hard

Specialty Compounds

GIB X-Block® Jointing Compound



- Eliminates the need for backing joints with lead strip
- High strength joint when used in conjunction with paper joint tape
- Can be finished with any of the GIB® finishing compounds

Product Size

25kg Bag

Working/Set Times (mins)

90

Base Coat

✓

Second Coat

✗

Finishing Coat

✗

Suitable for GIB-Cove®

✗

Compound Type

Setting

Sanding

Polished / Not Sanded

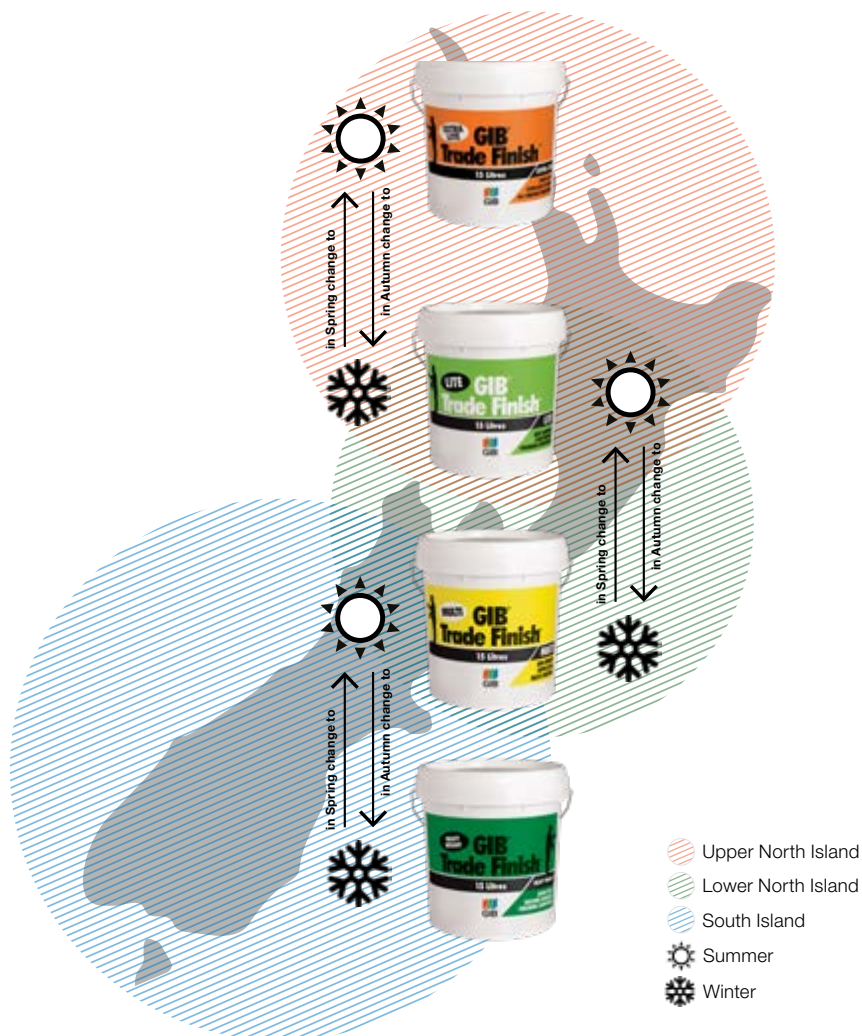
2.11 CHANGE COMPOUNDS FOR DIFFERENT SEASONS

Drying conditions change and compounds become harder or softer to sand.

The GIB Trade Finish® range ensures a product is available that has similar trowelling properties through the range, but different sanding characteristics to suit different seasons or drying conditions.

The warmer the weather, the harder the product will become to sand.

The colder the weather, the softer the same product will become to sand.



2.12 GIB® PAPER FACED TRIMS



Introduction

Product Range

Sustainability

Pre-Installation

General Installation

Performance Systems


Jointing & Finishing Systems

Repairs & Maintenance

Trouble Shooting


GIB® Goldline® Trims are made with a patented, high quality paper laminated to galvanised steel forms. The metal provides maximum strength and protection for the corner, while the paper face matches the plasterboard paper surface to help create a more uniform surface finish.

GIB® Goldline® Trims do not require mechanical fixing.



Ext 90° GIB® Goldline® Corner Trim G1-W


SKU 12589 / 2.4m
SKU 12590 / 2.7m
SKU 12591 / 3.0m



A

Ext 135° GIB® Goldline® Corner Trim G1-O


SKU 12599 / 2.4m



B

Int 135° GIB® Goldline® Corner Trim G2-O

SKU 12592 / 2.4m



D

GIB® Goldline® L-Trim G4


SKU 12604 / for 10mm GIB® plasterboard 3.0m
SKU 12598 / for 13mm GIB® plasterboard 3.0m



F

GIB® Goldline® Bullnose Ext 90° Corner Trim G1-B


SKU 12584 / 2.4m
SKU 12586 / 3.0m



A

Int 90° GIB® Goldline® Corner Trim G2 Standard

SKU 12594 / 2.4m
SKU 12595 / 2.7m
SKU 12596 / 3.0m



C

GIB® Goldline® Reveal GR

SKU 12602 / for 10mm GIB® plasterboard 3.0m
SKU 12601 / for 13mm GIB® plasterboard 3.0m



E

2.13 GIB® METAL TRIMS



GIB® Metal Trims provide a clean defined edge on either straight or curved details. The perforated legs provide a strong key for compounds and the sharply defined nib provides a knock resistant corner.


GIB® Metal Trims are to be mechanically fixed.

Ext 90° GIB® Slim Angle

P01

External 90 degree perforated corner trim

2.4m / SKU 12562
2.7m / SKU 12563
3.0m / SKU 12564



A


Rondo® Stopping Angles

P25/26/27

L-Trim for stopped end trim

P25 10mm x 3m / SKU 14941
P26 13mm x 3m / SKU 14942
P27 16mm X 3m / SKU 14943

10mm / 13mm / 16mm



C


Rondo® Stopping Beads

P12/13

End cap bead – stopped

P12 10mm x 2.4m / SKU 14955
3.0m / SKU 14957
P13 13mm x 2.4m / SKU 14958
3.0m / SKU 14960

10mm / 13mm



E

Rondo® Casing Bead

P05/7

End cap bead – unstopped

P05 10mm x 2.4m / SKU 14947
P07 13mm x 3.0m / SKU 14952

10mm / 13mm



G

Ext 135° GIB® Slim Angle

P01A

External 135 degree perforated corner trim

2.4m / SKU 12566
2.7m / SKU 14972
3.0m / SKU 14973



B

GIB® Slim Arch Bead

P10

Perforated curvable corner edge trim

2.4m / SKU 12565
3.0m / SKU 14945



D

Rondo® Shadowline Stopping Bead

P50

Reveal or Z-trim

P50 3.0m / 14962

10mm



F

Scan to view GIB® trims range



2.14 CONTROL JOINTS



GIB® Plastic W-Profile Control Joint

White plastic W-profile control joint provides for a discrete finish and has tear-away tabs for easy installation. This trim is thicker than the other control joint trims and thus may have implications for the final joint height.

3.0m / SKU 15629



GIB® Goldline® Trims to Create a Control Joint

A combination of a GIB® Goldline® Reveal trim and an L-Trim used to create a control joint. The GIB® Goldline® trims have a paper finish (matching the plasterboard paper) and once installed are ready for painting.

Available in 3.0m lengths.

- Reveal trim for 10mm GIB® plasterboard/ SKU 12602
- Reveal trim for 13mm GIB® plasterboard/ SKU 12601
- L-Trim for 10mm GIB® plasterboard/ SKU 12604
- L-Trim for 13mm GIB® plasterboard/ SKU 12598

Where possible (clearances allow) use a 13mm Reveal trim in combination with a 10mm L-Trim.

GIB® Goldline® L-Trim



GIB® Goldline® Reveal Trim

GIB® Rondo® Metal P35 Control Joint

Metal control joint providing excellent relief for structural movement and is easily installed.

3.0m / SKU 14964



2.15 GIB® ADDITIONAL COMPONENTS

GIB® Paper Joint Tape

A critical element to reinforce joints. Spark perforated to aid drying and adhesion. Buffed underside to aid bonding with compound.

75m x 52mm / SKU12475
150m x 52mm / SKU 12474



GIB RocTape®

Similar to GIB® Paper Joint Tape and can be installed using hand tools or mechanical tools. Suitable for flat joints only.

75m x 50mm / SKU 15634



GIB® UltraFlex® No Coat

High Impact Flexible Composite Trim suitable for all off angles interior or exterior.

30m x 325" (82mm) / SKU 14986
30m x 450" (112mm)/ SKU 14543



GIB® Levelline™ Trim

A foldable composite trim with a paper face to match the paper face of GIB® plasterboard for a more uniform finish on corners.

30m x 70mm / SKU 15314



GIB HandiBrac®

Required in specific bracing elements.

Sold in pairs complete with Tek screws and screw-bolt. Must be installed as per GIB EzyBrace® Systems literature.

Box 20 / SKU 15943

